

# Refresh Your Nest

With Interior Designer C. J. Knapp A.S.I.D.

If you're not sure **where to start** when designing a room, you can find **inspiration by browsing fashion magazines** or searching online. A good approach is to **start with what you already have** and then build on it. Like putting together an outfit, you can highlight the room's best features, such as a window or interesting architectural elements, while **minimizing less desirable aspects** like a low ceiling or awkwardly placed door. Adding accessories like a colorful rug, stylish lamp, or art can create interest and complete the space. You can also add a nice touch by putting a colorful throw over the arm of a chair. Fashion can guide you in combining colors, fabrics, and textures for a pleasing look, so keep up to date with the latest color and pattern trends to help **define your style at home**.



## Modern Farmhouse



Looking for ways to refresh your home décor? There are plenty of options to choose from. One idea is to add a new piece of furniture to your space, whether it's a **statement sofa**, a unique **accent chair** or a **cocktail table**, a new piece of furniture can completely change the feel of a room.



## Contemporary



## Have Fun With Your Space!

When looking for furniture, consider multi-functional pieces like this flip-top console that can be used for board games, studying, or as a makeshift dining table. The accompanying bench can be tucked away when not in use.

"Adding vintage pieces, such as these antique window screens, can add character to your room and create an interesting conversation point. It's important to give some attention to the ceilings of a room, especially if they cover more area than the walls. You can add depth, dimension, and interest to the space by painting the ceiling with a color that matches the décor of your room."






## Create an Inviting Gathering Space...

The accent wall in this living room acts as the **focal point of the space**, featuring a nature-inspired wall graphic that brings the outdoors in.

**Don't be afraid of color!**

Color has the wonderful capability to set the mood and unify a room when paired with different textures and furnishings.



“If you love it, reupholster it” is my motto when it comes to transforming your home’s furniture. Rather than discarding a beloved piece of furniture that no longer matches your decor, consider giving it new life with a fresh coat of paint or by reupholstering it in a new fabric. This not only saves you money but also allows you to keep sentimental pieces that hold special meaning. Before you say goodbye to a worn-out piece of furniture, consider giving it a new lease on life with a trip to the upholstery shop.

Blending family **heirlooms** with modern décor is a popular trend that adds character and warmth to your space. To achieve the right balance, use antiques as **statement pieces** or focal points to accentuate the modern elements in the room. By blending both styles, you can create a unique and **personalized space** that truly reflects your style.


So go ahead, mix it up and create a beautiful space!

Before you throw something away, consider giving your kids and grandkids a chance to look at it. Nowadays, there is a new trend called "**Gram Millennial**," where younger generations enjoy repurposing old items and giving them new life. This especially applies to items that hold **sentimental value** or memories.




The custom coffee table was made using our client's **grandfather's door** as the centerpiece, showcasing its sentimental value in a **new** and innovative way.





"The bedroom is designed with a gentle color scheme of soft grey and blue."

**“Same  
furniture,  
two different  
looks.”**



"The bedroom is designed with a color scheme that combines teal and shades of blue and tan."




## From Drab to Dreamy:

Adding pillows, window treatments, and paint can create a **luxurious bedroom**..

Inject a **burst of color** into your space by choosing pillows in bold colors.

**Add interest** to a solid color wall by adding stripes in a deeper shade.

**Vertical stripes** can create an illusion of height in a room. **Wide stripes** can add an extra dose of drama.



Changing your accessories is also a great way to update your home décor. You could try swapping out your old throw pillows, curtains, or rugs for new ones that complement your existing décor. Or, you could **add some new artwork or decorative items** to give your space a fresh look.





**Closets aren't just for clothes.** Working from home has caused us all to rethink the home office. Teenagers and college students need a space of their own... to work quietly and undisturbed.

**Why not revamp a closet?** Closets can be repurposed to serve as excellent workspaces, especially for teenagers and college students. Additionally, a closet can be used for a special project that requires dedicated space, which is not possible at the kitchen table. If you are a fan of home bars you can also convert a closet into a bar. So, don't let a messy closet go to waste. **Give it a new purpose.**

**Remember these tips** to improve the look and feel of your living space: Changing the lamps and artwork can make a **big difference**.

You can find unique accessories at local art shows, Home stores, and Flea markets.

Black and white photography is versatile and can go well with any decor. In addition, **Black is considered neutral in Interior Design**.

Adding candles can create a cozy atmosphere and fill your home with a pleasant scent.

Lastly, **install timers** on your lamps to ensure they are on when you need them, and create a warm and welcoming environment.






Adding panels of fabric creates softness. If sound is an issue (say from highway noise), you can add a product called **bump** a thick interlining between the fabric layers. This product will help to absorb noise.

Spruce up a bar with a granite accent wall, new lighting, barstools, a mirror, and shelving for glassware.

Use paint or wallpaper to create a dramatic effect.

Create a budget friendly bar by selecting upper and lower cabinets , a pre-made Formica countertop , and adding shelves to display your Favorite liquor or steins from your nearby lumberyard.





Invest in the things that bring you joy.

Sometimes you may come across an item that you love so much that you don't care about its cost. You just feel the urge to have it.

However, if you are on a **budget** and you cannot afford that perfect accessory, don't lose hope. Keep searching, and you may find an alternative that is not as grand but will still give you the **same look** at a more affordable price.



Cost: \$3,279

Cost: \$250



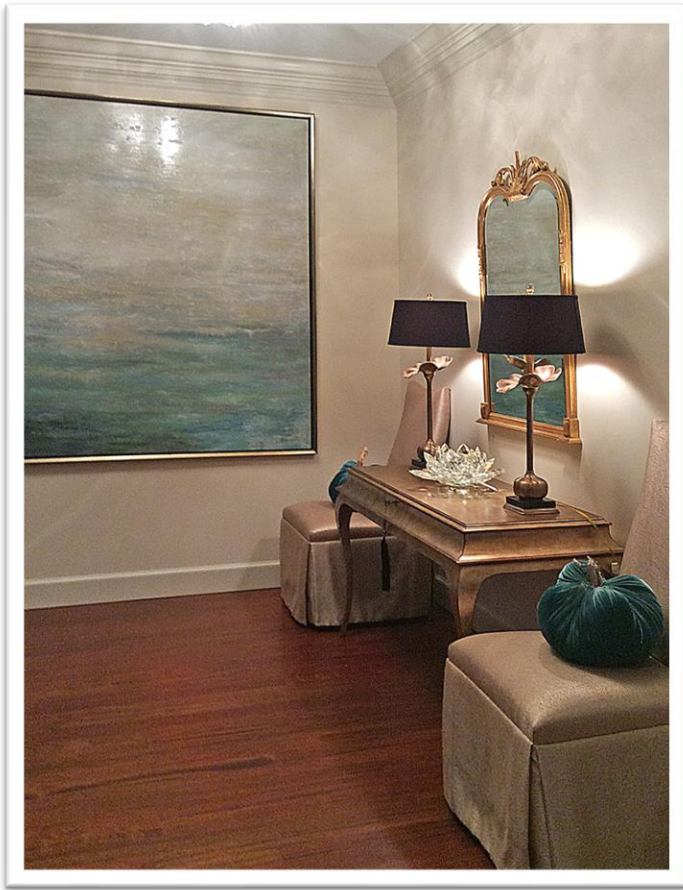


Wrap yourself and your guest in **luxury** by using bedding in soft colors such as rose, tan, and soft peach. **Add hotel sheeting** to bring an elegant touch to your bedrooms. **White duvet covers** look great on top of **any color sheets**. In my master bedroom, I have seven sets of sheets, four of them are patterned, and three are colored. I love placing **patterns** such as white sheets with pink polka dots in one guest room and grey on white birds on branches in the other. **Think outside of the box!**

I suggest using between **4 to 8 soft fiber-fill pillows on the guest beds**. This is a trick I learned from staying in hotels and use when I'm styling Air B and B's. These types of pillows allow your guest to stack, smooch, and fold to their heart's content, making the pillows the exact density they need to sleep comfortably. **Add a bench** at the end of the beds, so they can sit to get dressed.



Let your entry introduce you to your guest. Tell them who you are and what you like...



Adding accessories such as elegant side tables, lounge chairs, matching table lamps, framed family photos, artwork, and large mirrors will spruce up your entryway, creating a welcoming impression for guests while also meeting practical storage and organizational needs.

C.J. Knapp is very passionate about decorating. She has been a professional Interior Designer for over 30 years. She shares her knowledge of the elements of design with her readers in the hope of giving them the confidence to get started on the path of creating a home they'll love!

For more design inspiration or to reach out for help with your design project, please feel free to visit our website at [www.Yoursbydesign.net](http://www.Yoursbydesign.net).

To book a discovery call with C.J. to discuss an upcoming project, call 314-283-1760. C.J. also offers online virtual design options, interior design from the comfort of your home. Please visit her website for more information under services. You will find room transformation packages along with a design questionnaire used to help narrow your design style.

**Inspired By Happy  
Clients.**



We hope you enjoyed this booklet!

*C.J. Knapp*